



Belly detail complex



Hand carved radar domes, rivets and screws add to bottom pan detail...



Running/step boards are 15 mm wide, 6 mm thick as per scale. 1/64 ply adds to build up the front step attachment point, two layers. Boards are 18 3/8" long.

Graupner USA


Innovation in modeling



Nice full shot... #00 brass screws ground down to form pan rivets.





Finished effect...



Graupner USA

Innovation in modeling



Upper cowls get front intake covers hinged! Lite ply and carbon keep it strong... covered in 3/4 oz cloth to seal in carbon.